

Terminal Blocks

Fully insulated independent terminal blocks to isolate circuits

- Each screw pair is one isolated circuit
- Terminal Block Jumpers allow creation of common circuits
- Closed back design insulates power from the mounting surface

Specifications

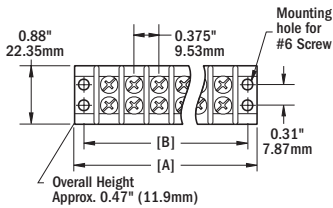
Bus Material Tin-Plated Brass

Regulatory

CE Certified



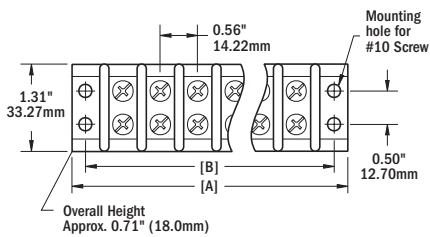
2406



2402-2410



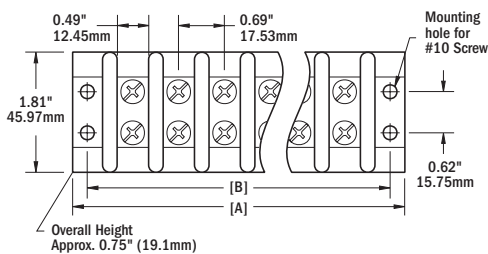
2506



2502-2512



2606



2602-2610

PN	Circuits	AC/DC Amps	AC/DC Volts	Terminal Screw	[A] Length in (mm)	[B] Mounting Centers in (mm)
2402	2	20A	300V	#6	1.41 (35.81)	1.13 (28.70)
2404	4	20A	300V	#6	2.16 (54.86)	1.88 (47.75)
2406	6	20A	300V	#6	2.91 (73.91)	2.63 (66.80)
2408	8	20A	300V	#6	3.66 (92.96)	3.38 (85.85)
2410	10	20A	300V	#6	4.41 (112.01)	4.13 (104.90)
2502	2	30A	600V	#8	2.10 (53.34)	1.69 (42.93)
2504	4	30A	600V	#8	3.22 (87.79)	2.81 (71.37)
2506	6	30A	600V	#8	4.34 (110.24)	3.93 (99.82)
2508	8	30A	600V	#8	5.46 (138.68)	5.05 (128.27)
2510	10	30A	600V	#8	6.58 (167.13)	6.17 (156.72)
2512	12	30A	600V	#8	7.70 (195.58)	7.29 (185.17)
2602	2	65A	600V	#10	2.50 (63.49)	2.06 (52.32)
2604	4	65A	600V	#10	3.88 (98.55)	3.44 (87.38)
2606	6	65A	600V	#10	5.26 (133.61)	4.82 (122.43)
2608	8	65A	600V	#10	6.64 (168.67)	6.20 (157.48)
2610	10	65A	600V	#10	8.02 (203.73)	7.58 (192.53)

Terminal Block Jumpers

Combines independent circuits on Terminal Blocks (above) and ST-Blade Fuse Blocks 5035 and 5037

Specifications

Bus Material Nickel-Plated Brass
 Continuous Amperage Equivalent to matching block



9218



9217



9216

PN	Description	Pack
9218	For use with 20A Terminal Blocks	5
9217	For use with 30A Terminal Blocks	5
9216	For use with 65A Terminal Blocks	5